

# DUADS

The secret power of  
the Zodiac



# What are they?

- Duads are a mini zodiac within each zodiac sign
- They are each 2 degrees and 30 minutes of that sign
- They start with the zodiac sign they are in. For example, if you are looking at Aries, then the first 2 degrees 30 minutes are the Aries duad, the second (2.5 – 5.00 degrees) is the Taurus duad, the third (5.00 – 7.5 degrees) is the Gemini duad.. And so on.
- So, if you are looking at Aquarius, the first duad is Aquarius, the second is Pisces, the third is Aries... and so on.
- Here is a table to show you how it works.

DUAD	SIGN												DUAD NO.	
0-2½	♈	♉	♊	♋	♌	♍	♎	♏	♐	♑	♒	♓	♈	1st ♈
2½-5	♉	♊	♋	♌	♍	♎	♏	♐	♑	♒	♓	♈	♉	2nd ♉
5-7½	♊	♋	♌	♍	♎	♏	♐	♑	♒	♓	♈	♉	♊	3rd ♊
7½-10	♋	♌	♍	♎	♏	♐	♑	♒	♓	♈	♉	♊	♋	4th ♋
10-12½	♌	♍	♎	♏	♐	♑	♒	♓	♈	♉	♊	♋	♌	5th ♌
12½-15	♍	♎	♏	♐	♑	♒	♓	♈	♉	♊	♋	♌	♍	6th ♍
15-17½	♎	♏	♐	♑	♒	♓	♈	♉	♊	♋	♌	♍	♎	7th ♎
17½-20	♏	♐	♑	♒	♓	♈	♉	♊	♋	♌	♍	♎	♏	8th ♏
20-22½	♐	♑	♒	♓	♈	♉	♊	♋	♌	♍	♎	♏	♐	9th ♐
22½-25	♑	♒	♓	♈	♉	♊	♋	♌	♍	♎	♏	♐	♑	10th ♑
25-27½	♒	♓	♈	♉	♊	♋	♌	♍	♎	♏	♐	♑	♒	11th ♒
27½-30	♓	♈	♉	♊	♋	♌	♍	♎	♏	♐	♑	♒	♓	12th ♓

This is what makes people who have the same zodiac sign quite different in nature and approach to life.

Obviously, someone born in the Taurus duad of Aquarius (7.5 to 10 Degrees of Aquarius) would be very different to someone born in the Sagittarius duad of Aquarius ( 25 -27.5 degrees of Aquarius); the Taurus duad person would be a lot more stable, earthed and stubborn and the Sagittarius duad person would be more adventurous, blunt and opinionated, with a very strong desire for freedom.

This can also affect the physical appearance of the person, particularly the duads of the rising sign, So, using the above example as the Ascendants, we would expect the Taurus duad of Aquarius to give a much more solid, strong physical body and the Sagittarius duad of Aquarius a more elongated physical body.

The duad of the Moon will describe your emotional approach to life, so someone with the Scorpio duad of a Taurus Moon would have much, much more emotional intensity compared to someone with the Sagittarius duad of the same Taurus Moon.

These duads can be applied to all planets, angles and house cusps in the chart .

# Personal

- The chart duads will often indicate the people and organisations you are drawn to.
- They will also indicate the genetic inheritance through the family line.
- For example, In a natural birth, the duad of the zodiac which your Sun or Moon activates will very often describe the Sun or Moon sign of a parent (or its opposite sign, but that is much rarer).
- In a natural birth the Moon will very often activate the Ascendant-Descendant or their duads of a parent, and often both parents.



- As an example, King Charles has his Sun in the Cancer duad of Scorpio
- Both of his wives have their Sun in Cancer
- His eldest son, Prince William, has his Sun in Cancer
- His grandson, Prince George, has his Sun in Cancer.

There is often a direction connection between the Moon and Ascendant-Descendant in a Parent-Child relationship so..

The mother of King Charles, Queen Elizabeth 11, has the Moon in Leo, echoed by King Charles with an Ascendant of Leo. Her Leo Moon is in the Sagittarius duad, echoed by her grandson, Prince William, with his Sagittarius Ascendant.

The Father of King Charles, Prince Philip, has his Moon in Leo in the Aquarius duad of Leo, echoed by King Charles with his Ascendant in Leo and his Descendant in Aquarius.



# Duad charts

After working with duads for a while I realised I could turn the duads into actual degrees and make a whole new “Duad Chart”.

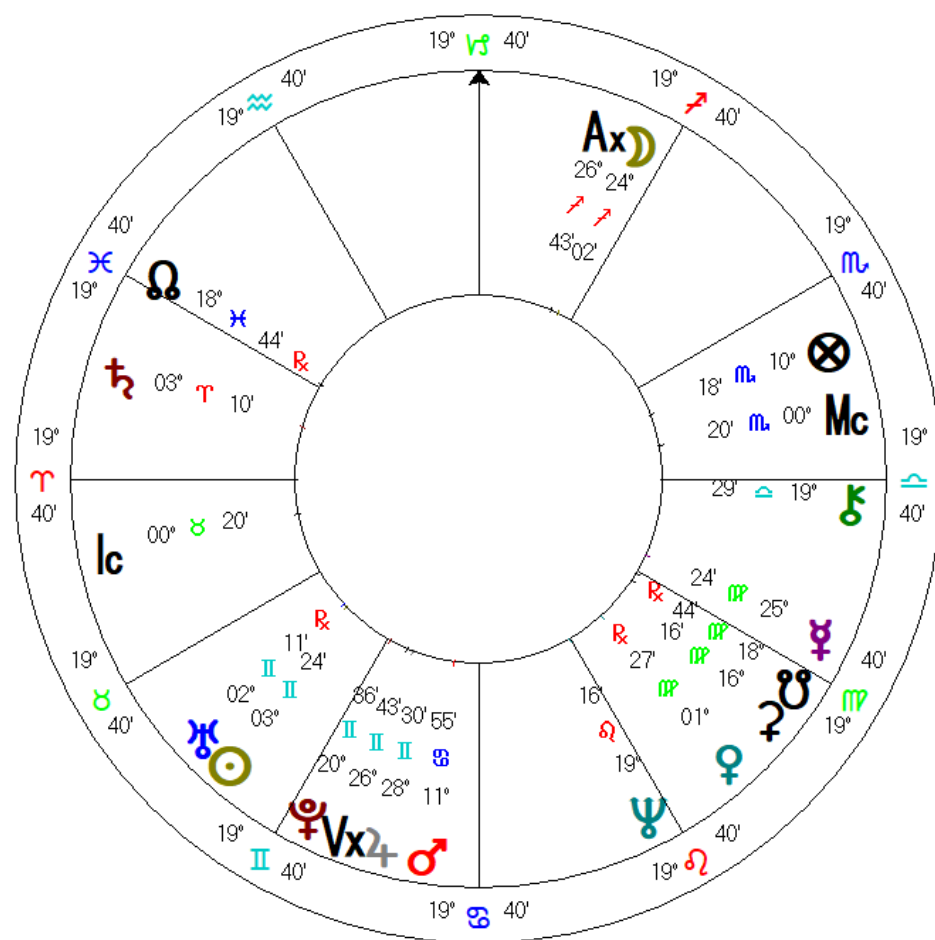
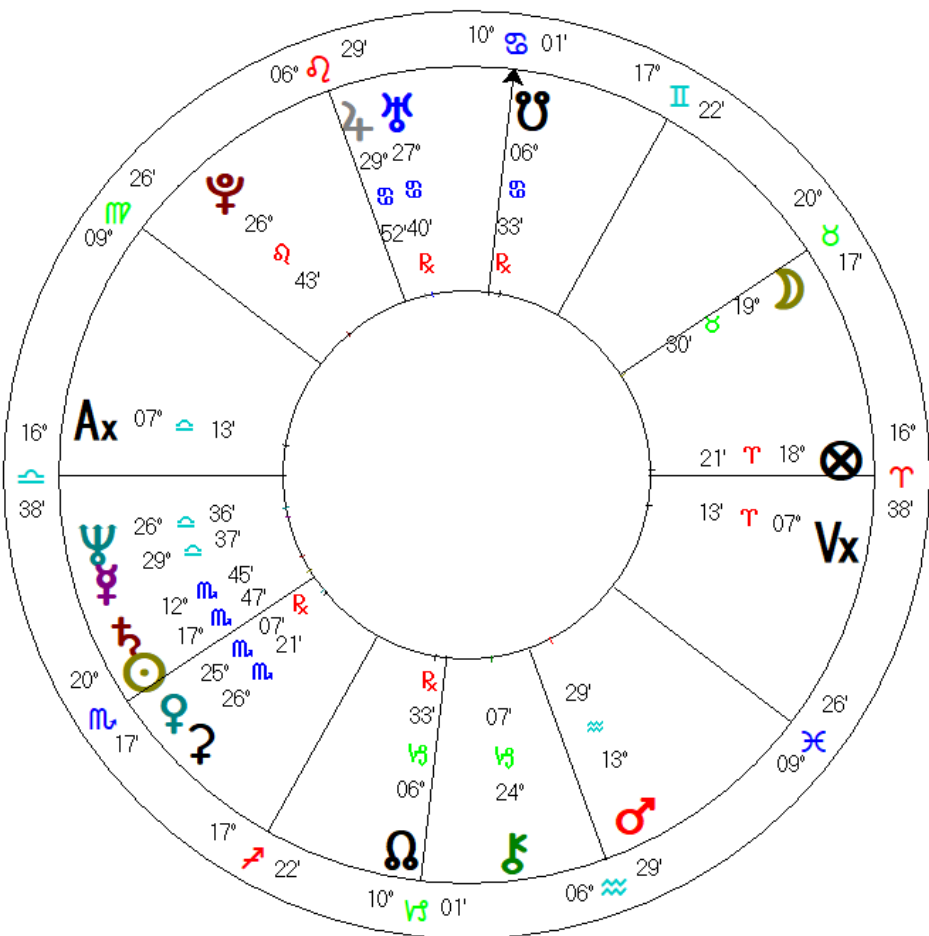
For many years I did this by hand, but Graham Dawson of Esoteric Technologies kindly obliged my request to create duad charts by including the process in the Vedic section of Solar Fire.

It is quite simple, just go to the Chart menu, then Vedic, then D12 Dwadashama, Click OK. The computer will ask you if you want to use Vedic settings click NO and you will have your Tropical duad chart.

If you want to calculate by hand the process is on my website here:  
<https://aliceportman.com/calculating-duad-and-dwad-charts/>

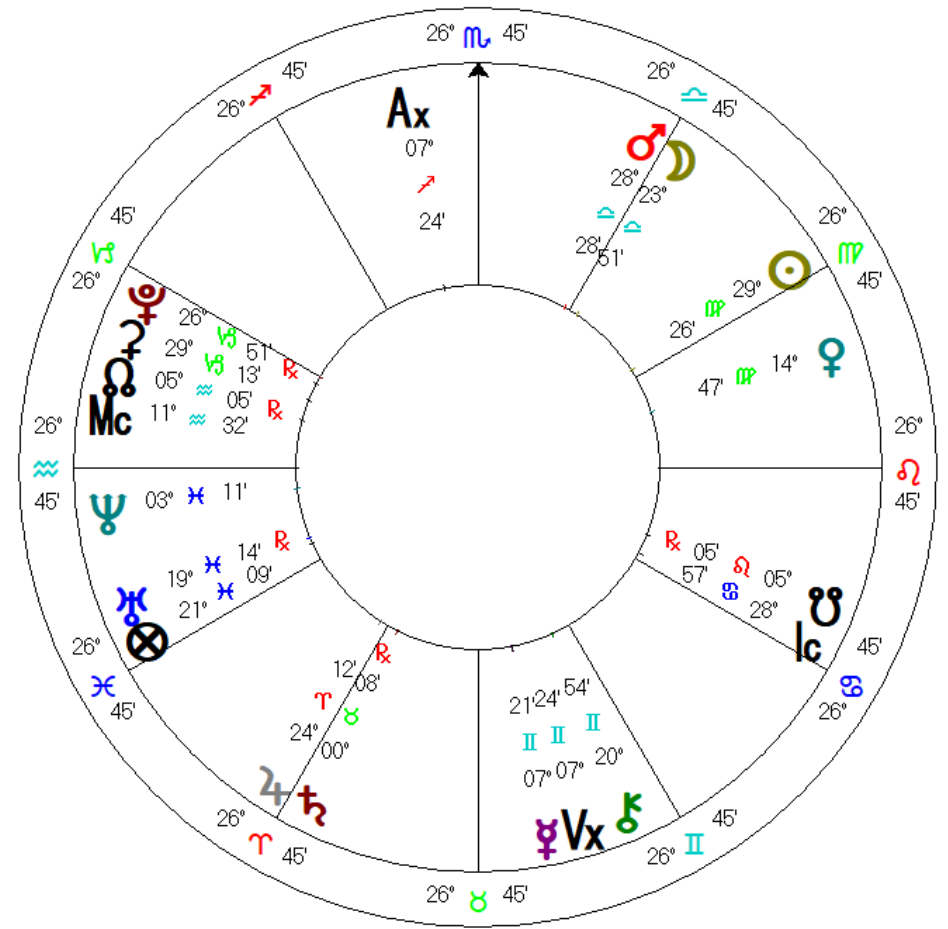
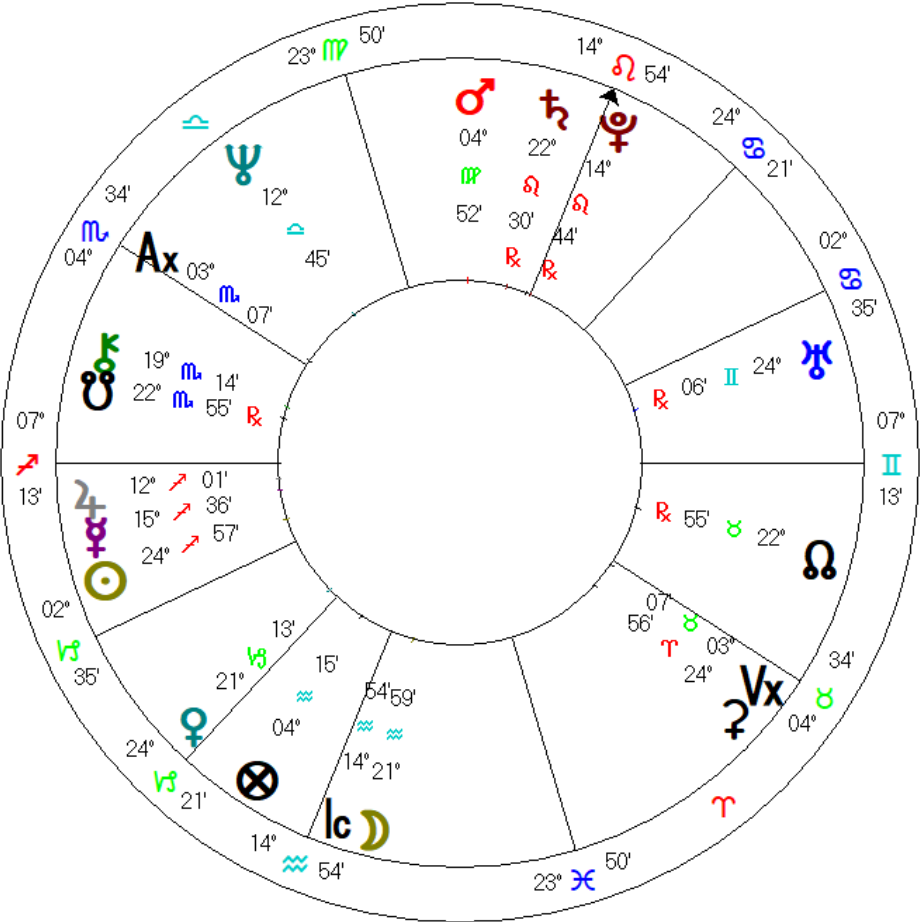
- Anita Ings and Sylvia Wilson had kindly allowed me to use their chart to explain how it all works:

*True Node*  
*Koch*  
*Tropical*  
*Geocentric*  
 33°S55' 151°E05'  
 Belmore, Australia  
 3:22 am AEST -10:00  
 11 Nov 1954, Thu  
**Natal Chart**  
**Anita Ings**  
 Bottom Left



Upper Right  
**Anita Ings**  
**Vedic D12 Dwadashamsha**  
 11 Nov 1954, Thu  
 3:22 am AEST -10:00  
 Belmore, Australia  
 33°S55' 151°E05'  
*Geocentric*  
*Tropical*  
*Equal*  
*True Node*

True Node  
 Koch  
 Tropical  
 Geocentric  
 38°S08' 145°E07'  
 Frankston, Australia  
 3:47 am AEST -10:00  
 18 Dec 1947, Thu  
**Natal Chart**  
**Sylvia Wilson**  
 Bottom Left

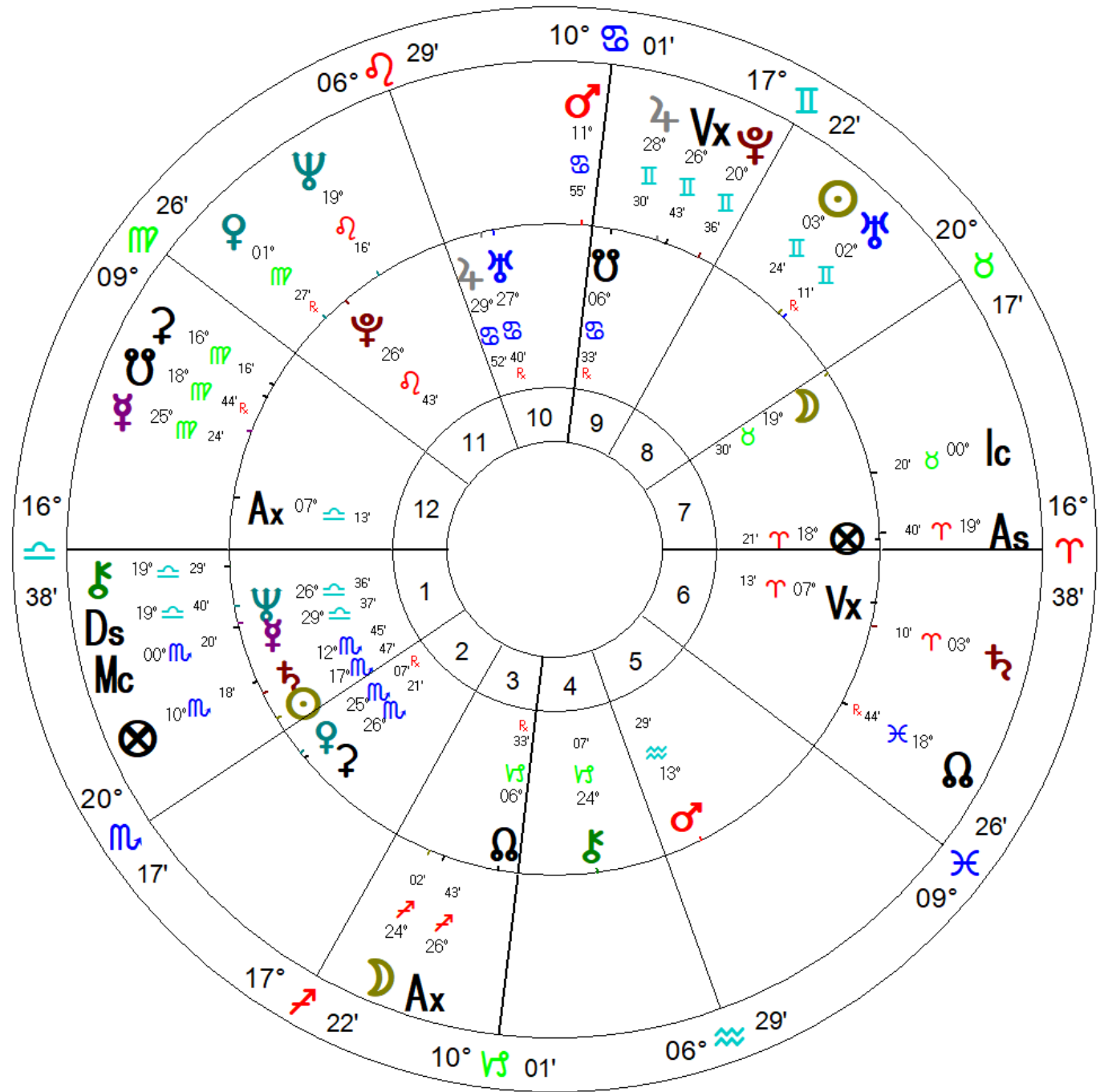


Upper Right  
**Sylvia Wilson**  
**Vedic D12 Dwadashamsha**  
 18 Dec 1947, Thu  
 3:47 am AEST -10:00  
 Frankston, Australia  
 38°S08' 145°E07'  
 Geocentric  
 Tropical  
 Equal  
 True Node

You can put your duad chart around the outside of your natal chart to see where “powerpoint “ placements are, as the duad connection highlights and increases the power of the zodiac degree of the natal planet.

Inner Wheel  
**Anita Ings**  
**Natal Chart**  
 11 Nov 1954, Thu  
 3:22 am AEST -10:00  
 Belmore, Australia  
 33°S55' 151°E05'  
*Geocentric*  
*Tropical*  
*Koch*  
*True Node*

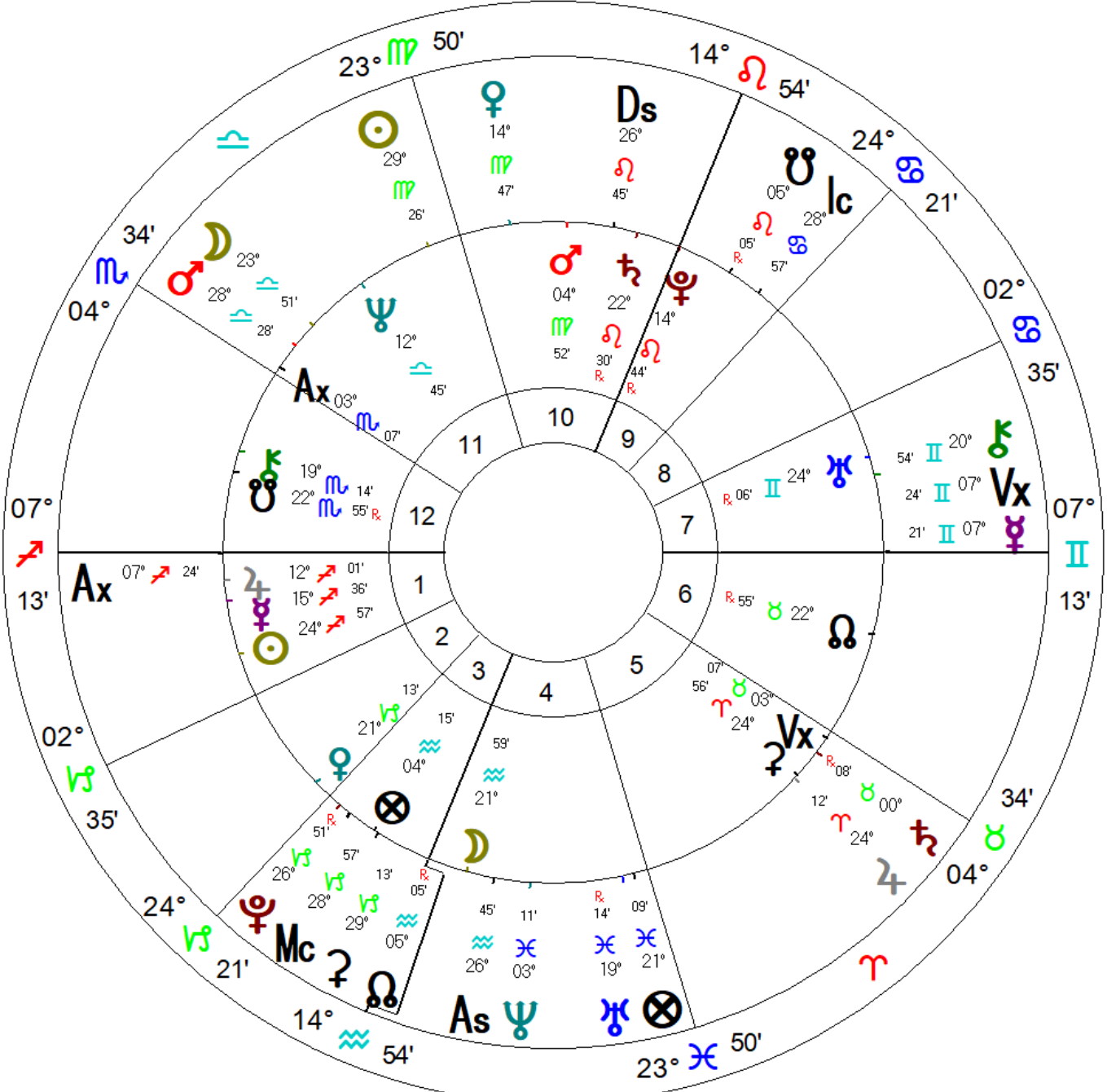
Outer Wheel  
**Anita Ings**  
**Vedic D12 Dwadashamsha**  
 11 Nov 1954, Thu  
 3:22 am AEST -10:00  
 Belmore, Australia  
 33°S55' 151°E05'  
*Geocentric*  
*Tropical*  
*Equal*  
*True Node*



Anita's strongest 'powerpoint' is duad Mars conjunct natal MC, giving her a lot of drive to achieve her goals. Another 'powerpoint' is her duad MC conjunct her natal Mercury, even though it is out of sign; this suggests communication is an important part of her goals.

Inner Wheel  
**Sylvia Wilson**  
**Natal Chart**  
 18 Dec 1947, Thu  
 3:47 am AEST -10:00  
 Frankston, Australia  
 38°S08' 145°E07'  
*Geocentric*  
*Tropical*  
*Koch*  
*True Node*


Outer Wheel  
**Sylvia Wilson**  
**Vedic D12 Dwadashamsha**  
 18 Dec 1947, Thu  
 3:47 am AEST -10:00  
 Frankston, Australia  
 38°S08' 145°E07'  
*Geocentric*  
*Tropical*  
*Equal*  
*True Node*



Sylvia's 'powerpoints' are very interesting, with her duad Vertex axis exactly straddling her natal Ascendant-Descendant, with Mercury also involved. This suggests a destiny connected to her physical body and environment.

Another quite strong powerpoint is her duad Saturn conjunct her natal Vertex, even though the orb is 3 degrees.

# Connections



These duad charts will often show connections that aren't visible in ordinary synastry.

They will show very powerful connections with a family, in relationships and with organisations, countries and even with pets.

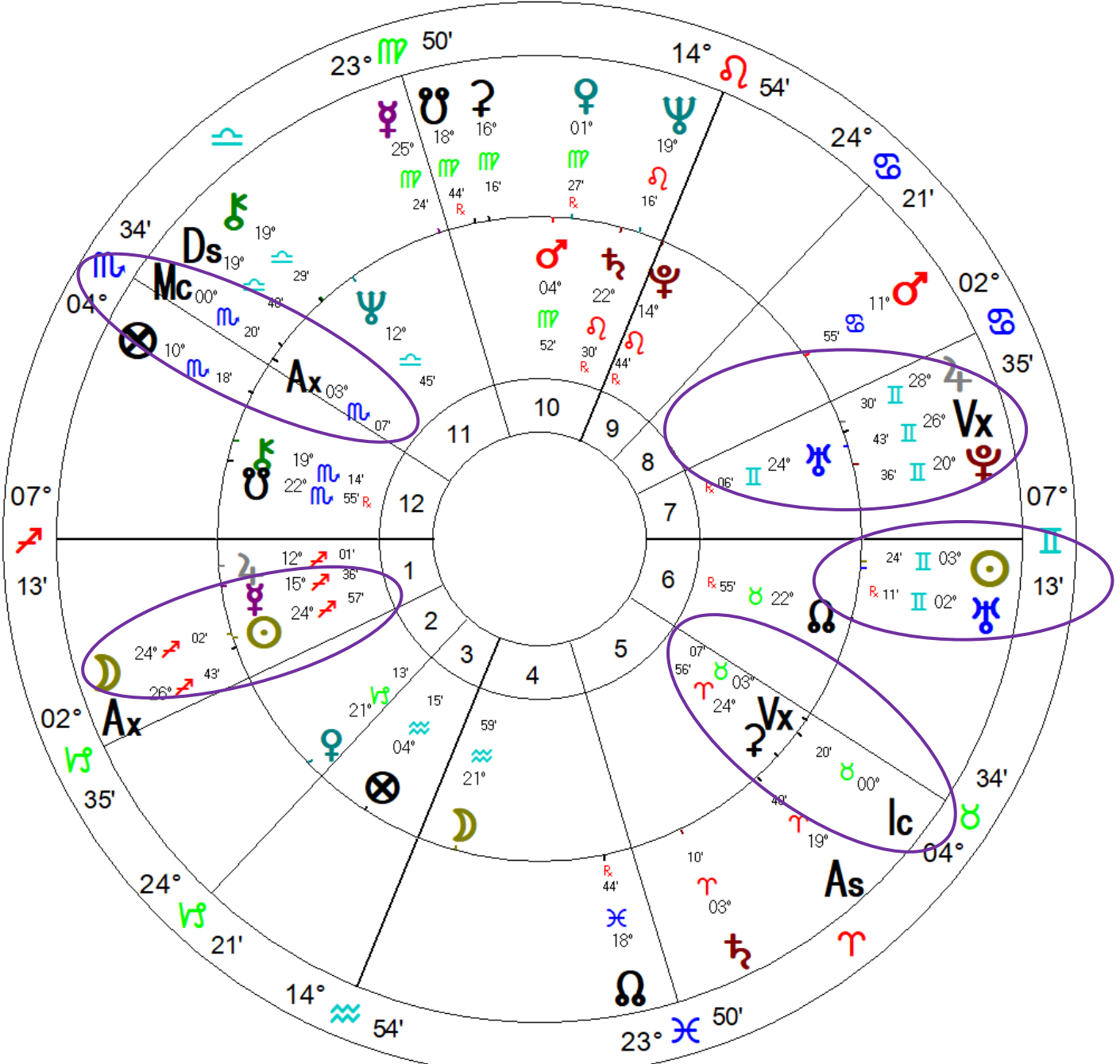
As an example, I have NEVER had a client who has not had either a direct connection with my natal chart or my duad chart – almost always within a degree of accuracy.

My original teacher, Bonnie Matthes, had a huge number of natal to duad connections with me.

Look at the close connections between Anita and Sylvia, who have worked together in the FAA for a number of years.

**Inner Wheel**  
**Sylvia Wilson**  
**Natal Chart**  
 18 Dec 1947, Thu  
 3:47 am AEST -10:00  
 Frankston, Australia  
 38°S08' 145°E07'  
*Geocentric*  
*Tropical*  
*Koch*  
*True Node*

**Outer Wheel**  
**Anita Ings**  
**Vedic D12 Dwadashamsha**  
 11 Nov 1954, Thu  
 3:22 am AEST -10:00  
 Belmore, Australia  
 33°S55' 151°E05'  
*Geocentric*  
*Tropical*  
*Equal*  
*True Node*

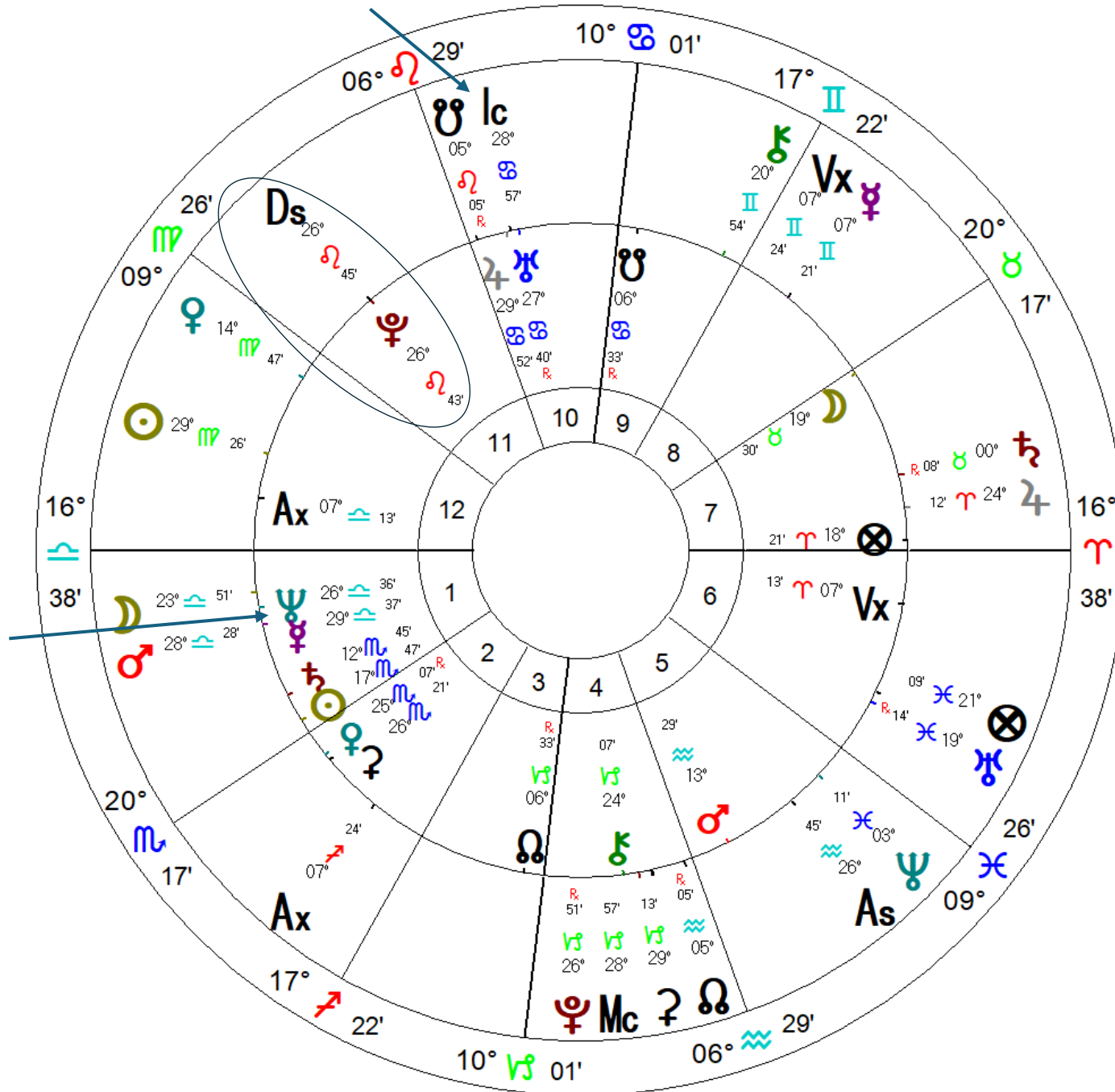


The most powerful of all is Anita's duad Moon conjunct Sylvia's natal Sun and opposite her Uranus: with a slightly wider orb, the Vertex axis is involved

You also have Anita's duad MC-IC axis straddling Sylvia's Vertex axis, suggesting a destined association connected to Anita's goals and/or home.

Inner Wheel  
**Anita Ings**  
**Natal Chart**  
 11 Nov 1954, Thu  
 3:22 am AEST -10:00  
 Belmore, Australia  
 33°S55' 151°E05'  
*Geocentric*  
*Tropical*  
*Koch*  
*True Node*

Outer Wheel  
**Sylvia Wilson**  
**Vedic D12 Dwadashamsha**  
 18 Dec 1947, Thu  
 3:47 am AEST -10:00  
 Frankston, Australia  
 38°S08' 145°E07'  
*Geocentric*  
*Tropical*  
*Equal*  
*True Node*



Again, really strong duad to natal connections.

- Sylvia's duad Descendant conjunct Anita's Pluto
- Sylvia's duad IC conjunct Anita's Uranus-Jupiter
- Sylvia's duad Mars conjunct Anita's Mercury-Neptune

And Sylvia's duad Moon in the same sign and conjunct Anita's natal Ascendant with a seven degree orb.

The image features a central white circle with a thick green border. Inside this circle, the text "Family Connections" is written in a white, sans-serif font. Surrounding the central circle are various abstract elements: a white zigzag line on the left, a small orange circle with a white outline at the bottom left, a larger orange circle with a white outline at the top right, a set of four parallel white diagonal lines on the right, and a large solid orange circle in the bottom right corner.

Family  
Connections

When looking for duad connection in the family line, don't overlook siblings, uncles and aunts, grandparents and even great grandparents. I have spent many fascinating hours tracing what I have inherited and whom I have inherited from through generations of the family line.

You will find your duad placement is often echoed to the degree with the zodiac sign of an ancestor, sibling or uncle/aunt.

For an example, King Charles has his duad Sun at 29Cancer04 and his grandson, Prince George, has his natal Sun at 29Cancer58, suggesting a very powerful genetic connection between the two.

His beloved sister, Princess Anne, has her Venus at 28Cancer36, within a degree of King Charles solar duad.

Of course, you can have many other connections with family members, the nodal axis, angles and the Vertex axis are often highlighted.

Venus and Jupiter duad/zodiac connections will often yield harmony and pleasure, Mars action, Saturn responsibility.. and so on.

And the most fascinating I have found is that duad charts will show the differences in twins –even twins born only a minute apart! I have presented this on many forums with excellent feed back and many years ago, I presented this to SARS with cold readings of the charts members brought.

You will also find you have an affinity with people whose zodiac outer planets are the same as the duads of your outer planets.

The image features a central white circle with a thick light green border. The word "Relationships" is written in white, sans-serif font inside this circle. To the left, two white zigzag lines extend from the circle's edge. Above the circle, there is a double-lined orange circle. Below the circle, there is a single orange circle. To the right, there are four parallel white diagonal lines and a large, solid orange circle in the bottom right corner.

# Relationships

As we all know, most relationships have powerful connections through synastry, declinations and antiscia, but most people are unaware of the duad/zodiac sign connections that draw you to another.

I mentioned King Charles Sun in the Cancer duad of Scorpio and how this was echoed by the Cancerian Sun of both his wives. He will always be drawn to people with planets in Cancer, and particularly the Sun in Cancer, because of this duad.

The closer the duad degree is to the zodiac degree the greater the attraction.

For example, Princess Diana had her Sun at 9Cancer39 and Queen Camillia has her Sun at 23Cancer47 – much closer to the 29 Cancer solar duad of King Charles, and therefore increasing his attraction to her.

- As a general rule of thumb, women are drawn to men who have their Sun or Mars in the same zodiac sign as the woman's duad sign of these planets.
- Likewise, men are drawn to women who have their Moon or Venus in the same zodiac sign as the man's duad sign of these planets. So King Charles, with his Moon in the Taurus duad of Taurus, was drawn to Princess Diana with her Venus in Taurus.

These placements don't necessarily bring happiness; it just brings the attraction. If Prince Charles had his Saturn or Mars in Cancer, the people who had Cancerian Suns would also have them conjunct his Saturn or Mars, bringing lots of problems in the relationship.

In Natal synastry, the Vertex axis straddling the Ascendant axis of another's chart will bring an almost irresistible attraction for good or ill and we have that with King Charles and his first wife, Princess Diana, with Charles Ascendant at 5Leo28 and Diana's Vertex at 4Leo18.

The nodal axis of one person straddling the Ascendant axis of another is almost as strong.

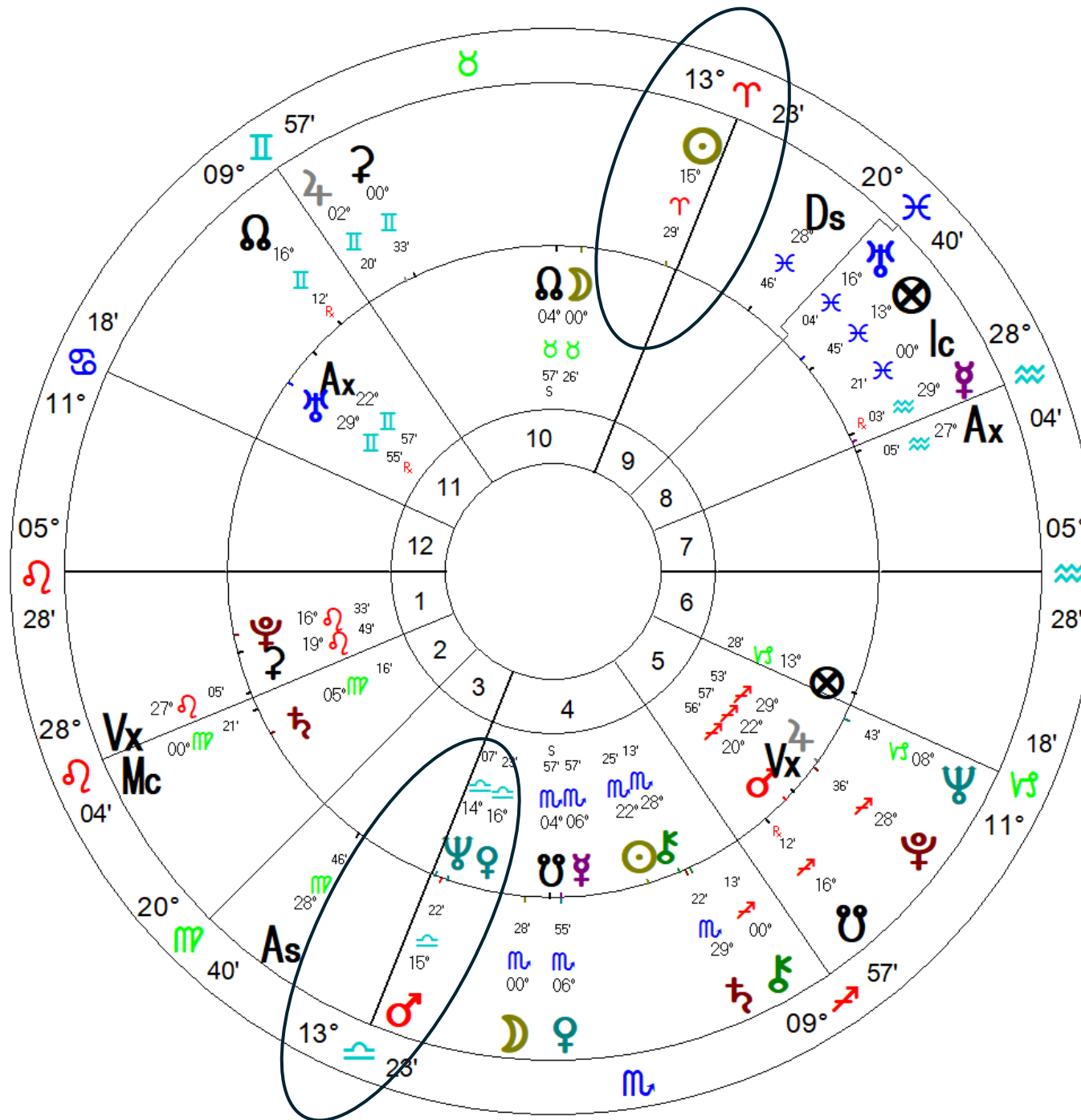
And the Nodal axis straddling the Vertex axis of another is also very powerful.

These are just as strong with duad-natal connections as well, so Camilla's duad Nodal axis of 16Gemini12 straddling Charles Vertex axis of 22Sagittarius57 is a factor in their destined connection.

Inner Wheel  
**King Charles III**  
**Natal Chart**  
 14 Nov 1948, Sun  
 9:14:20 pm GMT +0:00  
 Buckingham Palace  
 51°N30' 000°W08'  
*Geocentric*  
*Tropical*  
*Koch*  
*True Node*

Outer Wheel  
**Camilla, Queen**  
**Vedic D12 Dwadashamsha**  
 17 Jul 1947, Thu  
 7:10 am BDST -2:00  
 London, UK  
 51°N30' 000°W10'  
*Geocentric*  
*Tropical*  
*Equal*  
*True Node*

Here is King Charles in the inner wheel and Queen Camillia's duads in the outer wheel. One of the strongest connections is her duad Sun conjunct his MC – *he made her his Queen* – and her duad Mars conjunct his IC-Neptune-Venus, describing their very passionate relationship.



Her duad Moon-Venus in Scorpio resonates with his Scorpio Sun, but more exactly conjoins his natal South Node-Mercury.

- Her duad MC to his Saturn
- Her duad Pluto to his Jupiter-Vertex

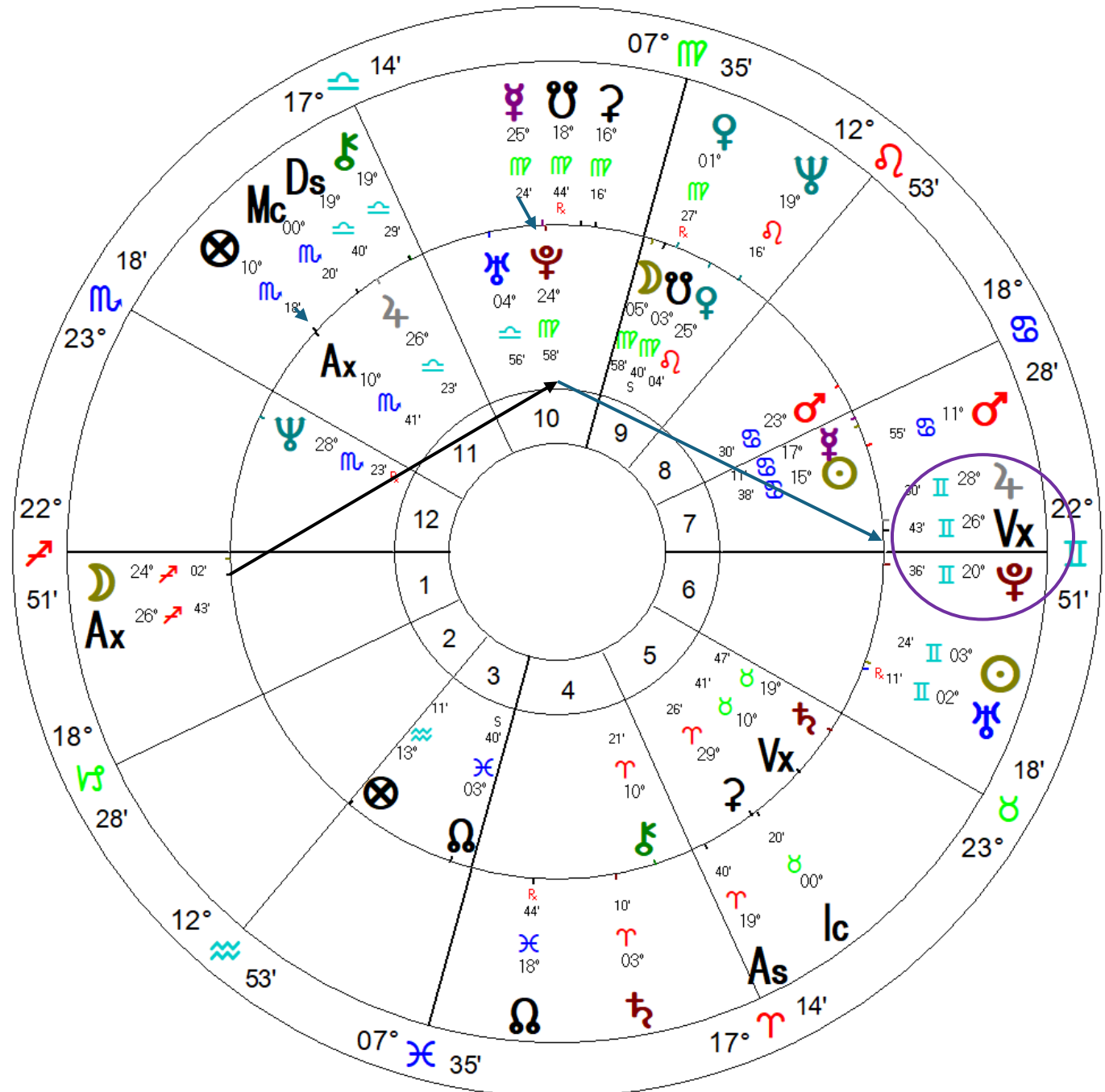
The image features a central white circle with a thick green border. Inside this circle, the word "Organisations" is written in a white, sans-serif font. To the left of the circle, there are two white zigzag lines. To the right, there is a small orange circle with a white outline, a set of four parallel white diagonal lines, and a large solid orange circle in the bottom right corner. A small solid orange circle is also located at the bottom left of the central circle.

Organisations

The duad sign connections work with Organisations, countries etc., as clearly as they do with family and relationship connections and to show you just how accurate these can be I will use Anita Ings and the FAA national chart.

Inner Wheel  
**FAA National Chart**  
 Event Chart  
 8 Jul 1970, Wed  
 3:21 pm AEST -10:00  
 Cleveland, Australia  
 27°S32' 153°E17'  
*Geocentric*  
*Tropical*  
*Koch*  
*True Node*

Outer Wheel  
**Anita Ings**  
 Vedic D12 Dwadashamsha  
 11 Nov 1954, Thu  
 3:22 am AEST -10:00  
 Belmore, Australia  
 33°S55' 151°E05'  
*Geocentric*  
*Tropical*  
*Equal*  
*True Node*



The FAA National is the inner wheel and Anita's duads are the outer wheel. This shows a massively powerful and destined connection for Anita, with:

- Duad Moon-antiVertex conjunct FAA Ascendant,
- Square FAA Pluto
- Duad Pluto-Vertex on the Descendant

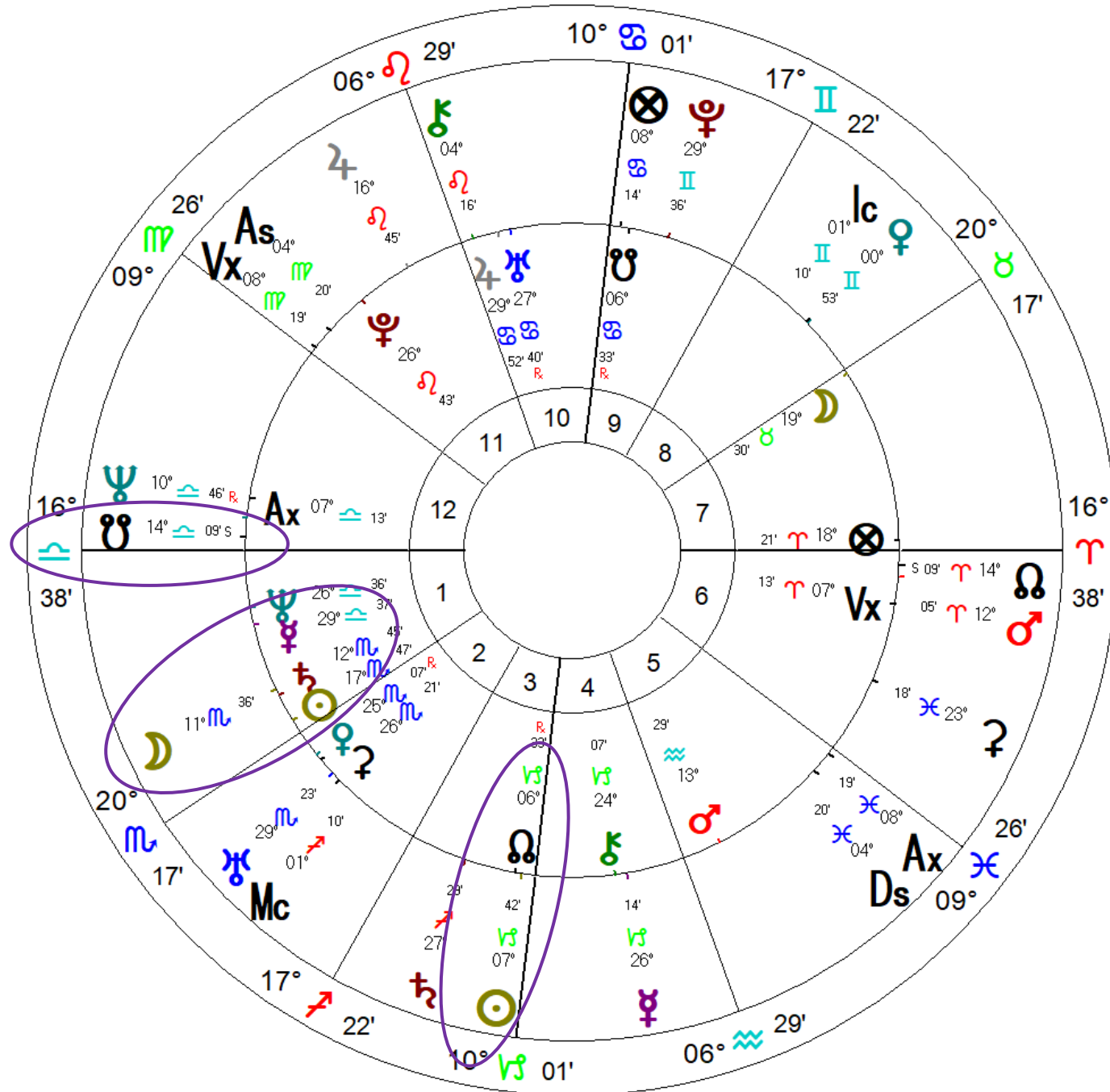
- Duad Mercury conjunct FAA Pluto in the 10<sup>th</sup> and ruler of the tenth
- Making a powerful T Square
- There is also duad Part of Fortune conjunct FAA antiVertex.

Inner Wheel  
**Anita Ings**  
**Natal Chart**  
 11 Nov 1954, Thu  
 3:22 am AEST -10:00  
 Belmore, Australia  
 33°S55' 151°E05'  
*Geocentric*  
*Tropical*  
*Koch*  
*True Node*

Outer Wheel  
**FAA National Chart**  
**Vedic D12 Dwadashamsha**  
 8 Jul 1970, Wed  
 3:21 pm AEST -10:00  
 Cleveland, Australia  
 27°S32' 153°E17'  
*Geocentric*  
*Tropical*  
*Equal*  
*True Node*

With Anita's natal chart on the inside and the duad chart of the FAA on the outside we find

- FAA Duad Node on her Ascendant (the South Node is the Ascending Node in the Southern Hemisphere)
- Duad Moon conjunct Anita's Saturn-Sun
- Duad Sun conjunct Anita's Node



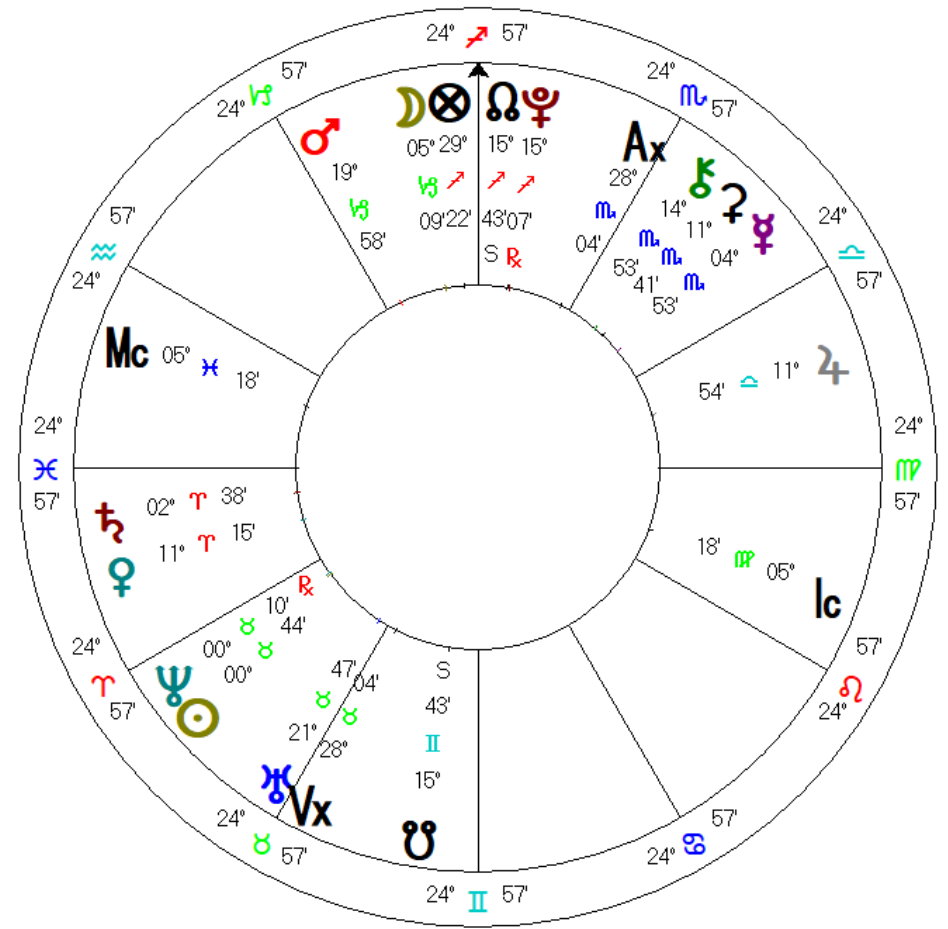
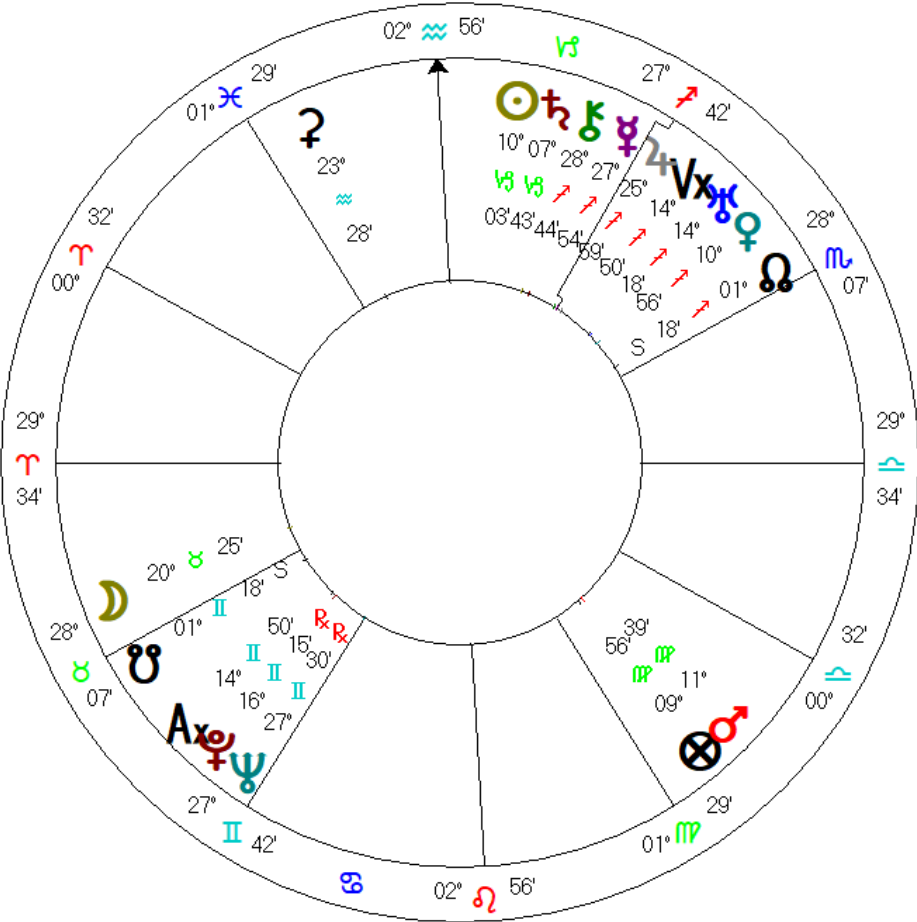
Duad Part of Fortune  
 conjunct Anita's  
 MC and Node

In my research, every Prime Minister has a close connection to Australia's Swearing In chart, either by zodiac or duad and often by both.

For a long time, I was fascinated by the connection to Australia's Nodal axis, but the connection was often in late Scorpio rather than Sagittarius – and then I did the duad chart for Australia and saw that the Vertex axis was in late Taurus –Scorpio.

Morrison has his Moon-Neptune on this axis and during his Prime Ministership he had to handle the Covid plague.

*True Node*  
*Koch*  
*Tropical*  
*Geocentric*  
 33°S52' 151°E13'  
 Sydney, Australia  
 1:35:42 pm AEST -10:00  
 1 Jan 1901, Tue  
**Event Chart**  
**Australia – Swearing in**  
 Bottom Left



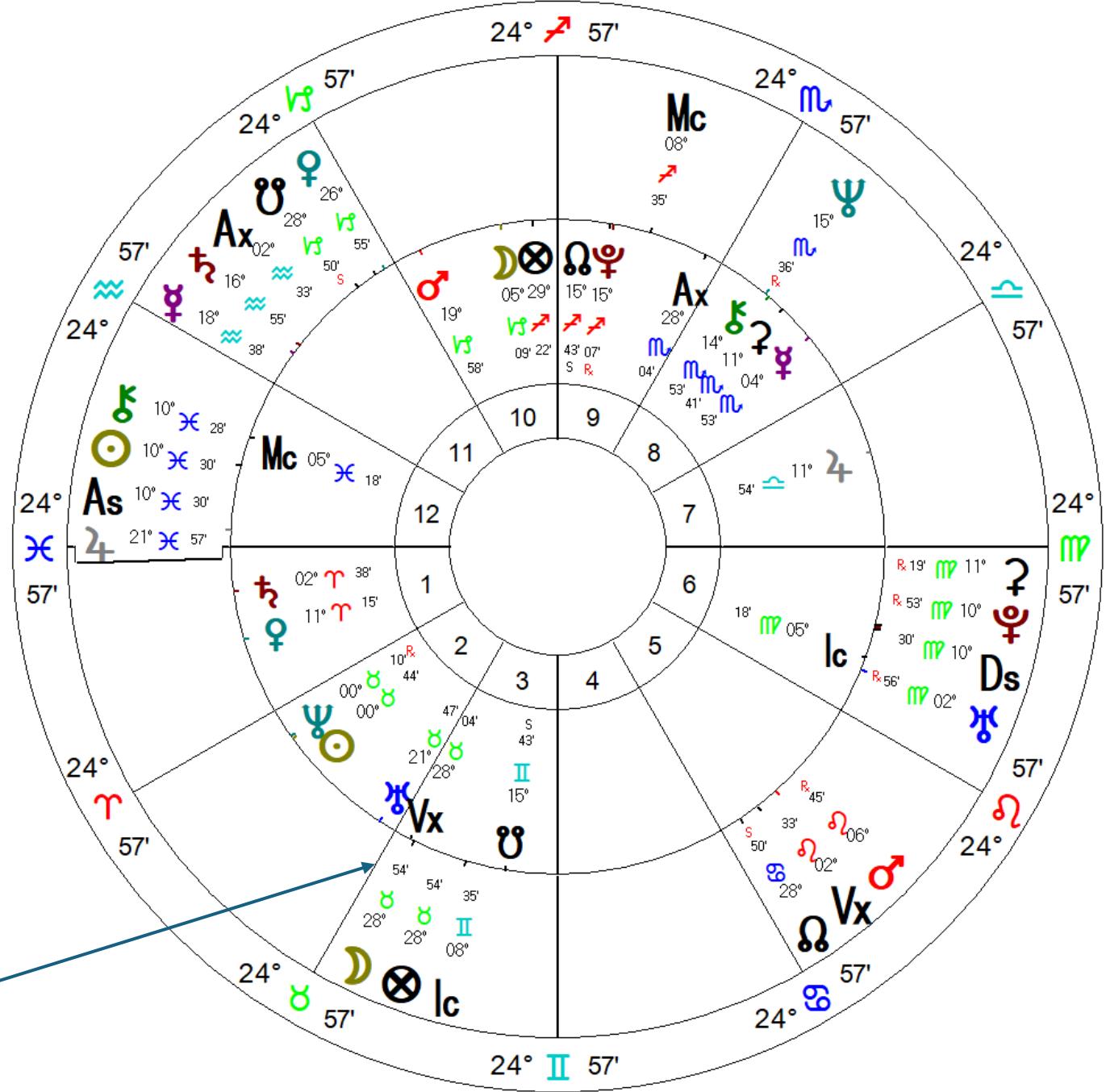
Upper Right  
**Australia – Swearing in**  
**Vedic D12 Dwadashamsha**  
 1 Jan 1901, Tue  
 1:35:42 pm AEST -10:00  
 Sydney, Australia  
 33°S52' 151°E13'  
*Geocentric*  
*Tropical*  
*Equal*  
*True Node*

Look at the strong connection Albanese has using his sunrise chart; even if he wasn't born at sunrise the connection would be there much of the day.

Inner Wheel  
**Australia – Swearing in**  
**Vedic D12 Dwadashamsha**  
 1 Jan 1901, Tue  
 1:35:42 pm AEST -10:00  
 Sydney, Australia  
 33°S52' 151°E13'  
*Geocentric*  
*Tropical*  
*Equal*  
*True Node*

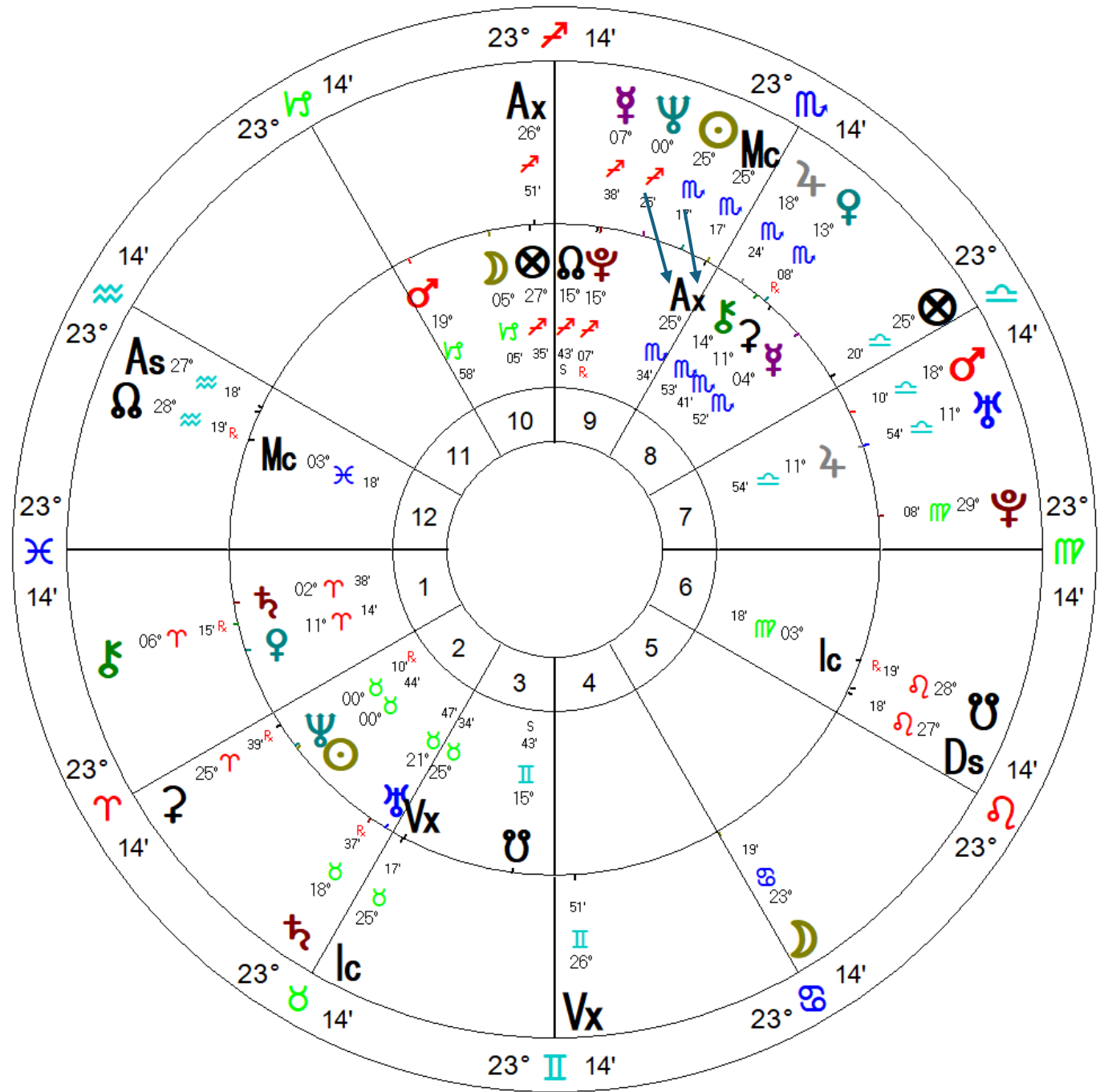
Outer Wheel  
**Anthony Albanese**  
**Natal Chart**  
 2 Mar 1963, Sat  
 5:47 am AEST -10:00  
 Sydney, Australia  
 33°S52' 151°E13'  
*Geocentric*  
*Tropical*  
*Koch*  
*True Node*

- Albanese Moon conjunct Australia duad Vertex and Australia's natal Node
- Albanese Jupiter conjunct Australia duad Ascendant
- Albanese Uranus conjunct Australia duad IC



Inner Wheel  
**Australia – Swearing in**  
**Vedic D12 Dwadashamsha**  
 1 Jan 1901, Tue  
 1:35:01 pm AEST -10:00  
 Sydney, Australia  
 33°S52' 151°E13'  
*Geocentric*  
*Tropical*  
*Equal*  
*True Node*

Outer Wheel  
**Peter Dutton Sun Culminating**  
**Natal Chart**  
 18 Nov 1970, Wed  
 11:32:55 am AEST -10:00  
 Brisbane, Australia  
 27°S28' 153°E02'  
*Geocentric*  
*Tropical*  
*Koch*  
*True Node*



It worried me that Dutton has the same Neptune-antiVertex connection as Morrison and he wants to introduce Nuclear energy to Australia and thereby poison the land with its waste for thousands of years.

The image features a central white circle with a thick green border. Inside this circle, the text "Sub or Super duads" is written in a white, sans-serif font. Surrounding the central circle are several decorative elements: a white zigzag line on the left, a small orange circle with a white outline at the bottom left, a larger orange circle with a white outline at the top right, a set of four parallel white diagonal lines on the right, and a large solid orange circle at the bottom right.

Sub or Super duads

After working with duad charts for a while it crossed my mind that I could use the duads of the duads and see what that brought forth.

To my fascination I found they yielded even more information in family, relationship and organisation connections.

I still have to work them out by hand as Solar Fire doesn't allow for that calculation.

For example, King Charles Solar duad is 29Cancer04'24"; if I look at the duad table I find the duad of that is Gemini, which gives him an affinity to those with the Sun in Gemini – and his father, Prince Philip has that placement .

- To find the exact degree I take 27 degrees 30 minutes (the start of the Gemini duad of Cancer) away from Charles 29 degrees 04'24" Cancer duad which yields 1 degree 34'24".
- I multiply that by 12 to get the super duad degree of 18 degrees 52'48" minutes.
- Prince Philip's natal Sun is 18Gemini52 – a near to exact connection to King Charles solar super duad !
- You apply this calculation to all the planets and angles in the duad chart to find the super duad chart.
- For an exact connection you always use the degrees minutes and seconds in your calculations.
- As a matter of interest, Anita Ings super duad Sun is 10Cancer48 and the FAA natal Sun is 15Cancer38, giving her a further draw to this organisation.

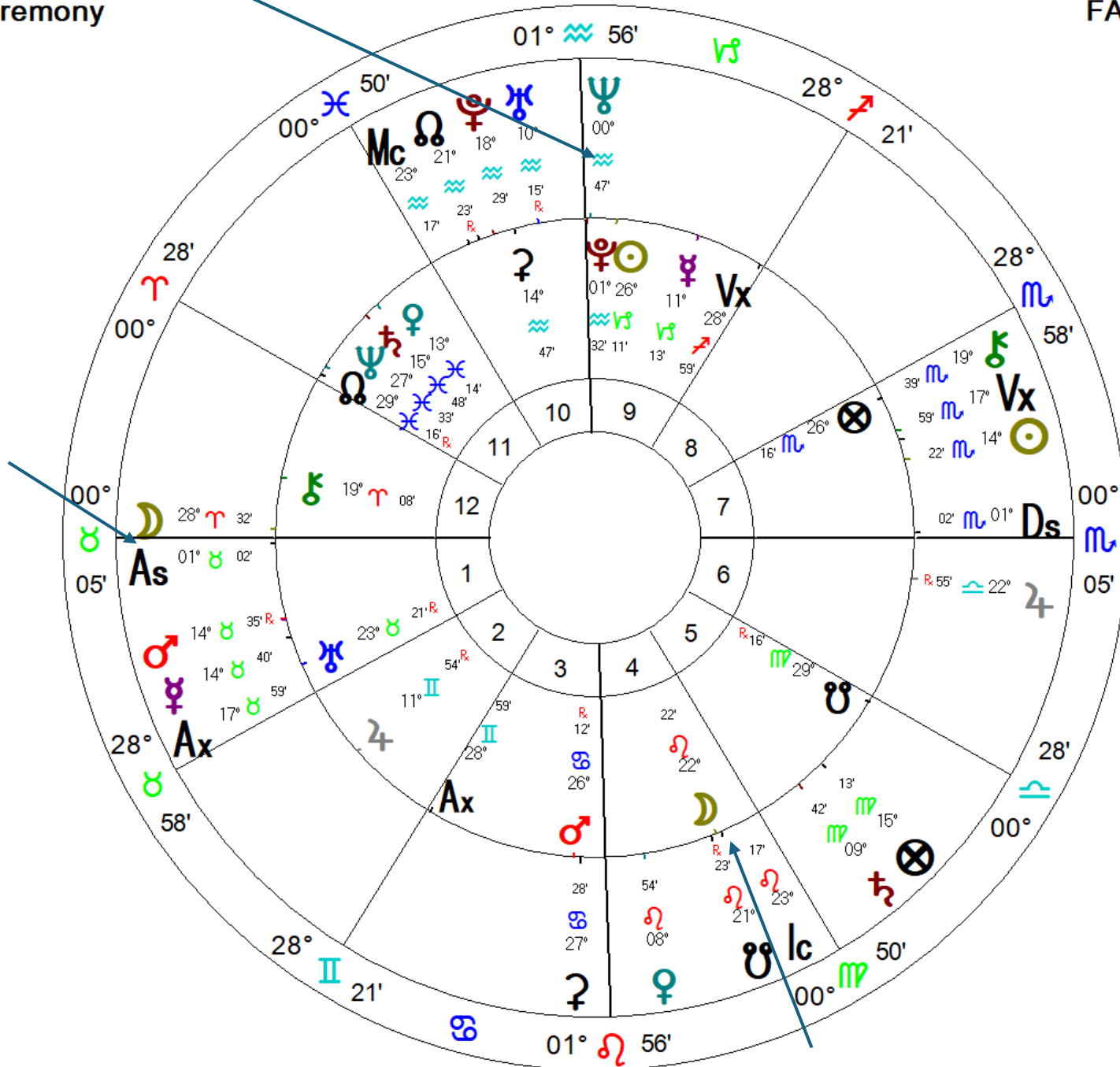
# Events

- The duad system also shows very clearly in Events.
- Most powerful events have strong connections between the event chart and its duad chart, thereby increasing the intensity of the event.
- To illustrate here is the Chart of the FAA opening ceremony and its duad chart around the outside.

Inner Wheel  
**FAA conference opening ceremony**  
**Natal Chart**  
 16 Jan 2025, Thu  
 12:20 pm AEST -10:00  
 Gold Coast, Australia  
 27°S58' 153°E25'  
*Geocentric*  
*Tropical*  
*Koch*  
*True Node*

Outer Wheel  
**FAA conference opening ceremony**  
**Vedic D12 Dwadashamsha**  
 16 Jan 2025, Thu  
 12:20 pm AEST -10:00  
 Gold Coast, Australia  
 27°S58' 153°E25'  
*Geocentric*  
*Tropical*  
*Equal*  
*True Node*

- You can see
- the duad Neptune conjunct the event MC and event Pluto;
  - duad Node conjunct event Moon;
  - duad Moon conjunct event Ascendant.
- showing the power points for this event.



You may also see your own degrees here as you are attending. The degrees of the convenors and speakers should be highlighted as well. For example, the event Moon conjoins my Jupiter and the duad antiVertex conjoins my Moon, both within a degree.